Expomex
DISPLAYS EXHIBIDORES GRAFICOS

www.expomex.com

X-Banner A Interior

INSTRUCTIVO DE USO

0

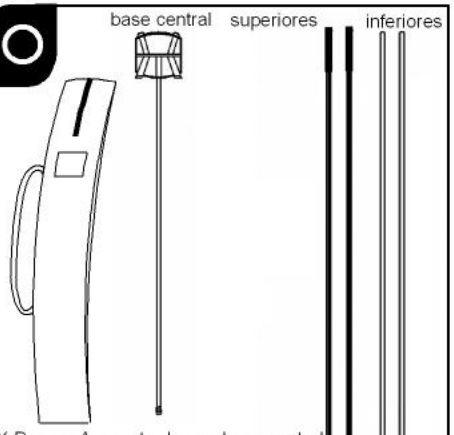

X-Banner A consta de una base central de plástico negra con varilla, 4 varillas (2 superiores color negro, 2 inferiores color gris) y la maleta.

1

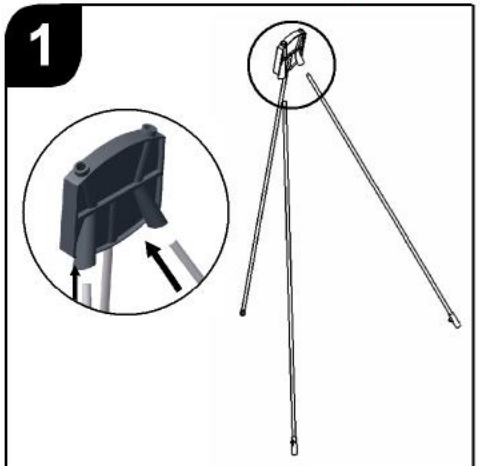

Inserte las dos varillas inferiores de aluminio en la base central.

2

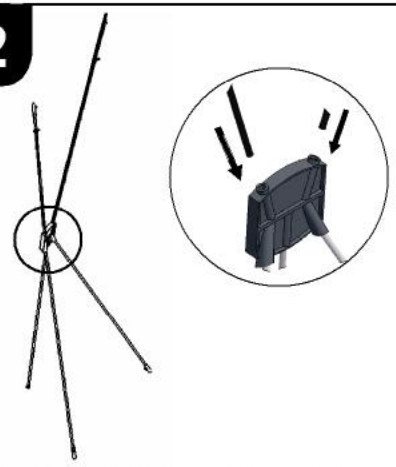

Inserte las dos varillas negras en los orificios superiores de la base central.

3

Tenga a la mano el gráfico

4

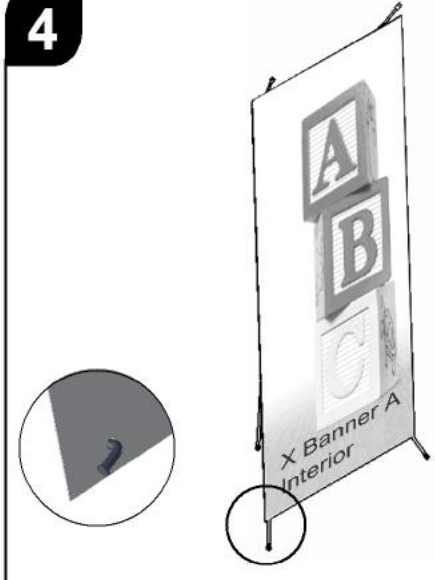

Inserte los orificios de los gráficos en los ganchos que sobresalen de los extremos de las varillas inferiores.

5

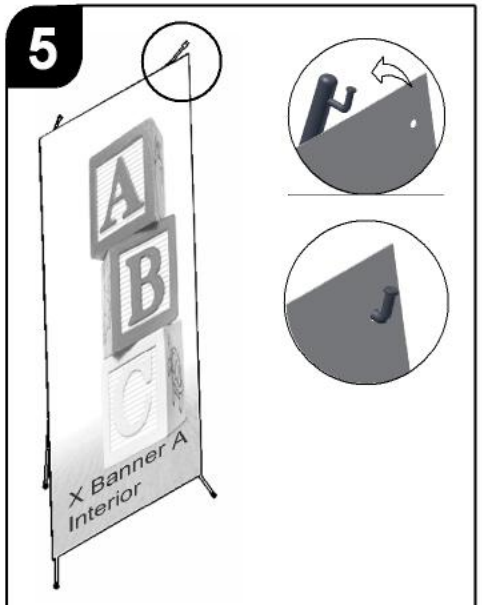

Repita el paso con las varillas superiores.

6